

3rd
October



Early Years Phonics

Parents Workshop
St. Bernadette's Catholic Primary School



Parents are a child's first educators.

Children learn a great deal from other people. As parents and carers you are your child's first teachers. You have a powerful influence on your child's early learning. There is much truth in the quote,

"Children are made readers on the laps of their parents."
Emilie Buchwald



Letters and Sounds:

Principles and Practice of High Quality Phonics

Phase One Teaching Programme



The National Strategies
Primary

department for
children, schools and families

Ref: 00113-2008BKT-EN

Read Write Inc.



At St. Bernadette's we use Letters and Sounds Phase 1 and Read Write Inc.

Letters and Sounds Phase 1

In this ongoing phase your child will be learning to:

- ❖ have fun with sounds
- ❖ listen carefully
- ❖ develop their vocabulary
- ❖ speak confidently to you, other adults and other children
- ❖ tune into sounds
- ❖ listen and remember sounds
- ❖ talk about sounds
- ❖ understand that spoken words are made up of different sounds



Letters and Sounds

From a very early age your child will need to experience a wide range of activities and experiences (for example, singing and saying rhymes, making and listening to music, listening to them and joining in conversations, painting and pretend play) to develop their early reading and writing skills. These activities will help your child take the first important steps towards reading and writing.



A phonics teaching programme called Letters and Sounds is used to support the teaching of Language and Literacy in settings and schools.

Letters and Sounds Phase 1

Phase 1 consists of seven interlinking parts:

1. environmental sounds
2. instrumental sounds
3. body percussion
4. rhythm and rhyme
5. alliteration (words that begin with the same sound)
6. voice sounds
7. oral blending and segmenting.



Letters and Sounds Phase 1

This leaflet will provide you with lots of useful information for supporting your child, for example:



Ways to support your children at home: environmental sounds.

- Go on a listening walk. When walking down the road, make a point of listening to different sounds: cars revving, people talking, birds singing, dogs barking. When you get home, try to remember all the sounds you heard. You could try taping the sounds, to listen to them again, or try reproducing them yourselves, using your voices or instruments.
- Make sounds, using a range of props, such as running a stick along a fence or tapping the bin lid.
- Invent a secret family 'knock' for entering rooms.
- Play 'sound lotto'. A commercial version of this can be purchased from many children's toy shops but making your own, from your sound walk, would be far more rewarding.



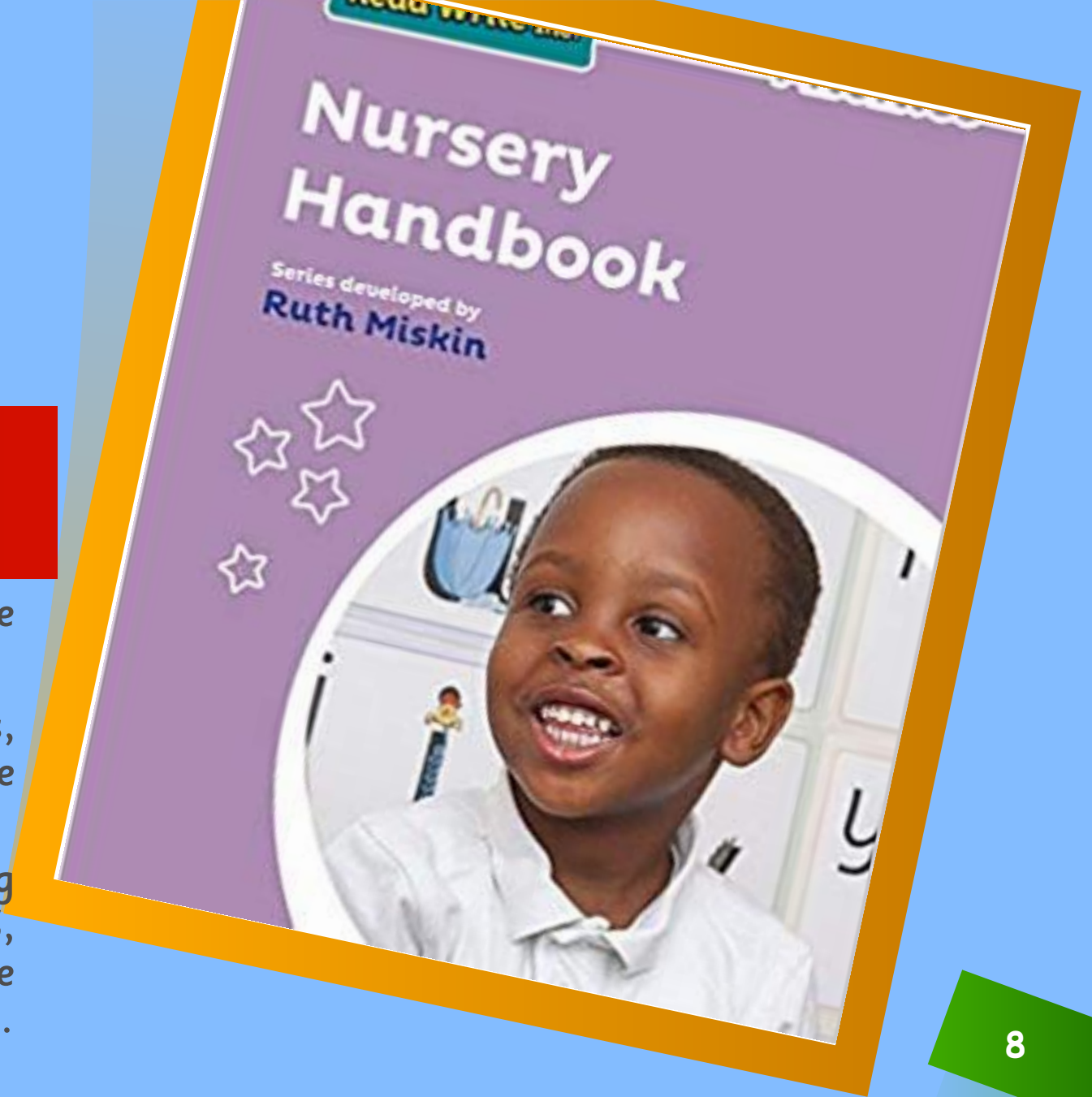


Read, Write, Inc.

'Read, Write Inc.' is a literacy programme by Ruth Miskin.

The whole programme covers phonics, reading, writing and spelling and can be used across FS, KS1 and KS2.

For a number of years, we have been using the phonics part of the programme in FS, Year 1 and Year 2 and this year we are introducing the new Nursery (FS1) scheme.



Why phonics?

A complete reading programme -
systematic and structured.

Meets the demands of the
national curriculum,
giving your children the
best chance of success in
the national tests.



A bit of technical vocabulary...



Phoneme – spoken sounds – there are about 44 in the English language.

Grapheme – how we write each of the spoken sounds, e.g the spoken sounds 'f' is written using the graphemes f, ff, ph.

Red words – words that cannot be sounded out, e.g. I, said, they.

Green words – words that can be sounded out using our phonics.



Fred talk – (Fred is the frog) he can only talk in sounds e.g. sh-o-p.



Fred in your head - sound out and blend in your head.

Speed Sounds Set 1

Read Write Inc. Phonics

Information for Parents:
How to say the sounds

Ruth Miskin Training

Speed Sounds Set 1

m m	a a	s s	d d	t t
i i	n n	p p	g g	o o
c c	k k	u u	b b	f f
e e	l l	h h	sh sh	r r
j j	v v	y y	w w	th th
z z	ch ch	qu qu	x x	ng nk

Speed Sounds Set 2



ay: may I play

ee: what can you see

igh: fly high

ow: blow the snow

oo: poo at the zoo

oo: look at a book

ar: start the car

or: shut the door

air: that's not fair

ir: whirl and twirl

ou: shout it out

oy: toy for a boy

Speed Sounds Set 3



ea: cup of <u>tea</u>
oi: <u>spoil</u> the boy
a-e: make a <u>cake</u>
i-e: nice <u>smile</u>
o-e: <u>phone</u> home
u-e: <u>huge</u> <u>brute</u>
aw: <u>yawn</u> at <u>dawn</u>
are: <u>share</u> and <u>care</u>
ur: <u>purse</u> for a <u>nurse</u>
er: a <u>better</u> <u>letter</u>
ow: <u>brown</u> <u>cow</u>
ai: <u>snail</u> in the <u>rain</u>
oa: <u>goat</u> in a <u>boat</u>
ew: <u>chew</u> the <u>stew</u>
ire: <u>fire</u> <u>fire!</u>
ear: <u>hear</u> with your <u>ear</u>
ure: <u>sure</u> it's <u>pure</u> ?
tion: (celebr <u>ation</u>)
tious / cious: (scrumptious / delicious)
e: <u>he</u> <u>me</u> <u>we</u> <u>she</u> <u>be</u>

Speed Sounds Set 1



<http://www.ruthmiskin.com/en/parents/>

Oral blending



Fred Talk
Blending sounds into words

A diagram illustrating the 'Fred Finger' method for spelling the word 'mat'. On the left, a hand is shown with the index, middle, and ring fingers extended, representing the letters m, a, and t. Above the fingers are the letters 'm', 'a', and 't'. To the right, three white boxes contain the letters 'm', 'a', and 't' in sequence. A blue arrow points from 'm' to 'a', and another blue arrow points from 't' to 'a'. Below the boxes, the text 'Spell with Fred Fingers' is written.



Green word time







mad



mad



Read Write Inc Groups (Foundation Stage- KS1)

	Start the child in the group when they can read:
Set 1 Sounds Group A	Few or no Set 1 single-letter sounds
Set 1 Sounds Group B	Most Set 1 single-letter sounds (cannot blend orally)
Set 1 Sounds Group C	Most Set 1 single-letter sounds and can blend sounds into words orally
Ditty Group	All Set 1 single-letter sounds speedily  most words
Red Group	All Set 1 Sounds speedily  most words  most words
Green Group	 most words  most words  most words
Purple Group	 most words

Learn and revise Set 1 sounds. Lots of practical games that involve reading and hearing words. E.g. I Spy...

Revise set 1 sounds. Main focus is to sound out the word times (key words) and blend them aloud. Children read short stories called 'Ditties'. They begin some simple comprehension tasks linked to the ditty.

Continue to revise set 1 sounds. Teaching to blend in their head (just say the word). Begin to learn set 2 sounds. Begin to read short stories with comprehension tasks. These books and tasks last 3 days.

Read Write Inc Groups (Foundation Stage- KS1) cont..

	Start the child in the group when they can read:
Pink Group	The 6 sounds speedily 🗨️ most words 🗨️ most words 🗨️ most words
Orange Group	The 6 sounds speedily 🗨️ most words 🗨️ most words 🗨️ most words
Yellow Group	🗨️ most words 🗨️ most words
Blue Group	The 6 sounds speedily 🗨️ most words 🗨️ 70+ words per minute (wpm) Attempts to read with intonation to show comprehension
Grey Group	The 11 sounds speedily 🗨️ most words 🗨️ 80+ words per minute Attempts to read with intonation to show comprehension

Children learn the rest of the set 2 sounds. Once in Orange group they revise set 2 and begin to learn set 3 sounds. These two groups are a 3 day reading plan.

At this point the children should be fairly secure in blending words in their head. They revise set 2 sounds and learn the rest of set 3 sounds. These three groups are a 5 day reading plan with more comprehension tasks.

Reading Books for the end of Nursery and beginning of Reception.



- 10 new books with clear phonic progression
- ❖ from simple CVC words (e.g. sit) in Book 1
- ❖ to more complex formations (e.g. brush) in Book 10
- ❖ Feature many words in the wider Read Write Inc. Phonics Storybooks used in school so these words will be familiar and easier for children when they begin reading the story books.

We are also using them at the beginning of the Reception year.



Reading Books

Jelly and Bean

These books were introduced last year and were a huge success in the early stages of reading.

The books have no capital letters, no sentences and no full stops so that complications are avoided.

Each book has simple nouns joined by simple adjectives and the connecting words 'a, on, in, and, the'.


The letters used are 18 of those taught in Speed Sounds Set 1

The letter 's' is only used at the end of the word 'cats', where it is pronounced /s/.



Take a look inside the new Book Bag Books!

Review of sounds and Story Green Words from the corresponding classroom Storybooks



Beth's chip shop has lots of chips.

Big, fat fish and chips.
Yes.

Accessible texts, thematically linked to the classroom writing tasks



The twins fight – in the night!

Big feet stamp and crash.
But I need to sleep!

Then the twins hit the punchbag – in the night!

Thump! Bump!

But I need to sleep!

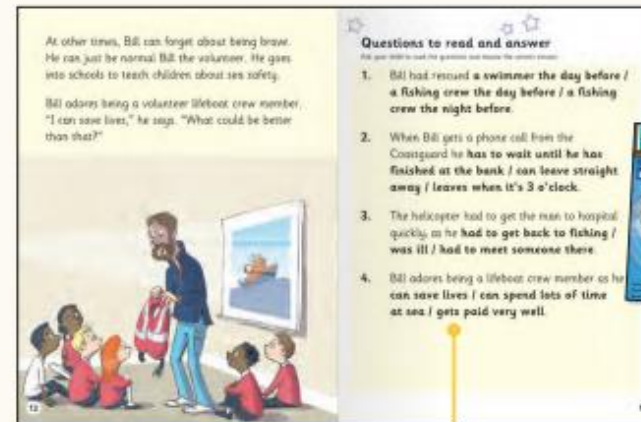


Retell the story

Comprehension activities, 'Retell the story' and 'Questions to chat about', in each book

Beth's chip shop, Set 1 Green

Up all night, Set 3 Pink



At other times, Bill can forget about being brave. He can just be normal Bill, the volunteer. He goes into schools to teach children about sea safety.
Bill adores being a volunteer lifeboat crew member. "I can save lives," he says. "What could be better than that?"

Questions to read and answer

1. Bill had rescued a swimmer the day before / a fishing crew the day before / a fishing crew the night before.
2. When Bill gets a phone call from the Coastguard he has to wait until he has finished at the bank / can leave straight away / leaves when it's 3 o'clock.
3. The helicopter had to get the man to hospital quickly, so he had to get back to fishing / was ill / had to meet someone there.
4. Bill adores being a lifeboat crew member as he can save lives / can spend lots of time at sea / gets paid very well.



The lifeboat crew, Set 7 Grey

Supportive notes for parents and carers



How to use Book Bag Books



Read Write Inc. Phonics Book Bag Books are engaging texts to support children with additional reading practice outside the classroom. The books are uniquely matched to the existing Read Write Inc. Phonics Storybooks to reinforce children's learning of phonics at the appropriate level, helping them to make even faster progress in reading.



How to help your child at home!

Read LOTS of stories with your child. Both their school books and ones from home.



Practise their phonics homework.

Play some 'Fred Talk' games.

Try some of the Letters and Sounds Phase 1 activities.



You can order these resources online



You can also register with www.oxfordowl.co.uk and read some of RWI ebooks for free, as well as others. They are all age appropriate.





Thank You!

Michelle Fisher